

# Duo seat lounge chair

Watch on [www.youtube.com/likewood](http://www.youtube.com/likewood) how I made this item.  
Terms, Conditions and Guidelines for this drawing.

Model units in mm (millimeters)

This drawing is made by Likewood. [www.likewood.nl](http://www.likewood.nl)  
You can use this drawing under the terms of CC BY-SA 4.0.  
Full terms can be found on the website:  
<https://creativecommons.org/licenses/by-sa/4.0/>

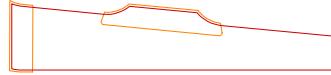


By using this file you agree that the information in this file is to be used  
at your own risk, without any guarantee for design, quality or warranty.  
This drawing is designed for 20 mm and 30 mm board thickness  
and to be cut with a 6 mm and a 8 mm router bit.


Please consider your own experience, machine settings and CAM software  
to create a tool path with proper feeds and speeds for processing the wood  
of your choice.

line has to be cut on the outside through the material  
line has to be cut on the inside through the material  
line has to be cut on the inside as a pocket with a total depth of 10 mm  
line has to be cut on the inside as a pocket with a total depth of 15 mm


Please leave some feedback on your experience. [robert@likewood.nl](mailto:robert@likewood.nl)  
Thanks and good luck



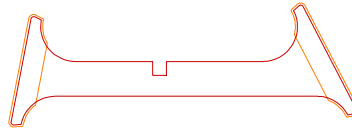
4 x (from 30 mm thick boards)



4 x (from 30 mm thick boards)



4 x (from 30 mm thick boards)



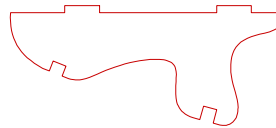
4 x (from 30 mm thick boards)



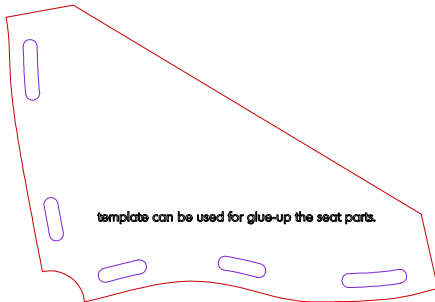
1 x (from 20 mm thick boards)



2 x (from 20 mm thick boards)



1 x (from 20 mm thick boards)



1 x (from 20 mm thick boards)



16 x (from 20 mm thick boards)



16 x (from 20 mm thick boards)



2 x (from 20 mm thick boards)